








1. In a village, there are landlords of which some are literate. Which of the following best expresses the relationship between them? [SSC CGL 2016]





- (a)  (b)  (c)  (d) None of these

2. Which of the following diagrams represents a relationship between players and footballers? [UP B.Ed.2012]

- (a)  (b)  (c)  (d) 





3. Choose the Venn diagram from the given options that best represents the relationship amongst the following classes: [SSC CAPF 2018]

Vienna, Europe, New Zealand

- (a)  (b)  (c)  (d) 





4. Identify the diagram that best represents the relationship among the classes given below [SSC CGL 2015]

Soda water, Mineral water, Liquid




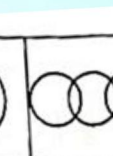
- (a)  (b)  (c)  (d) 

5. Which figure represents the exact relationship with the variables given in questions? [MP SI 2017]


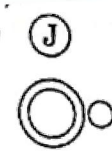

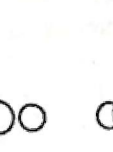
Father, Female, Human

- (a)  (b)  (c)  (d) 





6. Which of the following Venn diagram best represents the relationship among Indians, Doctors and Women? [RRB ALP 2018]

- (a)  (b)  (c)  (d) 

7. Which of the following figures best depicts the relationship among Criminals (C), Thieves (T) and Judges (J)? [IB 2017]

- (a)  (b)  (c)  (d) 

DIRECTIONS (Q. Nos. 8 - 10) Which of the following diagrams best represents the relationship among given words.

- (a)  (b)  (c)  (d) 

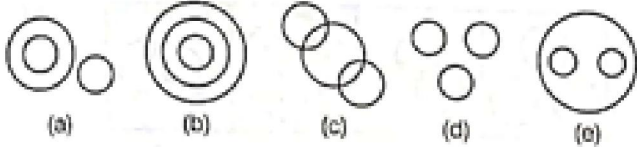
8. Woman, Teacher, Student [RRB Group D 2009]

9. Elephant, Wolf, Animal [UP B.Ed. 2008]

10. Red, Green, Colour [UP B.Ed. 2012]

DIRECTIONS (Q. Nos. 11 - 20) Each of the questions given below contains three items. These items may or may not have some relation with one another. Each group of the items may fit into one of the diagrams (a), (b), (c), (d) and (e). You have to indicate that the group of items in each of these questions correctly fits into which of the diagram.

[SBI PO 2012]

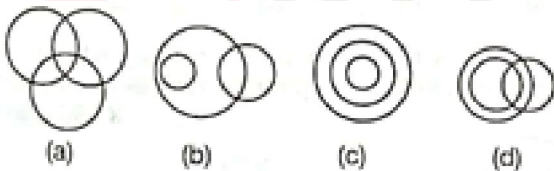


11. Universe, Earth, Europe
12. Picture, TV, Radio
13. Living beings, Animals, Men
14. Radio, TV, Cinema hall
15. Residence, Resident, Road
16. Notebook, Stationery, Car
17. Coal mines, Factory, Field
18. Clothes, Sari, Dhoti
19. Chapter, Book, Topic
20. Boys, Class, Girls

21. Identify the Venn diagram that best represents the relationship between the given classes

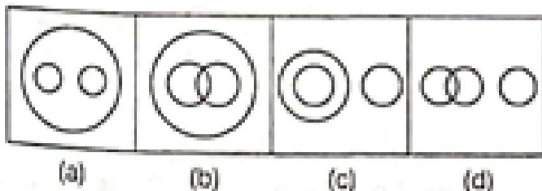
[SSC MTS 2019]

Painter, Lawyer, Singer



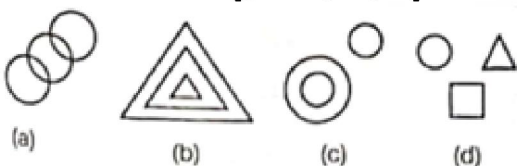
22. Choose from the 4 diagrams given below, the one that illustrates the relationship among Languages, Japanese, German.

[Delhi Police CAPF 2016]



23. Which of the following diagrams best represents the relationship among Uttar Pradesh, Kanpur, Jaipur?

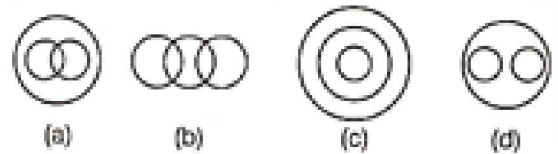
[UP B.Ed. 2011]



24. Identify the diagram that best represents the relationship among classes given below

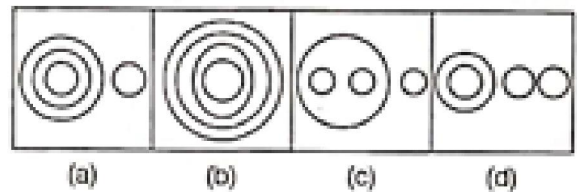
[SSC MTS 2014]

Sportsmen, Cricketers, Batsman



25. Which of the answer figures indicates the best relationship among Milk, Goat, Cow, Hen?

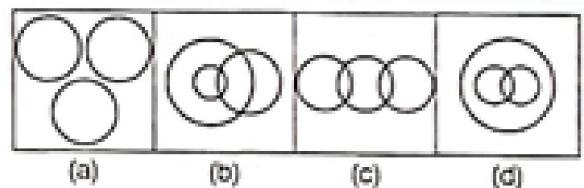
[SSC Constable 2015]



26. Which of the Venn diagrams correctly represents the given classes?

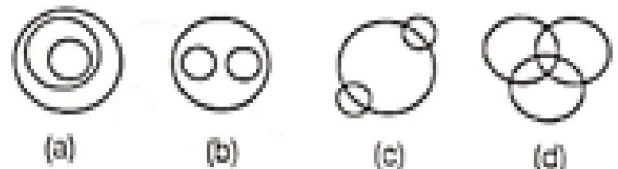
Dermatologist, Anthropologist, Cardiologist

[SSC Steno 2018]



27. Choose the Venn diagram that best depicts the relation among State, District, City.

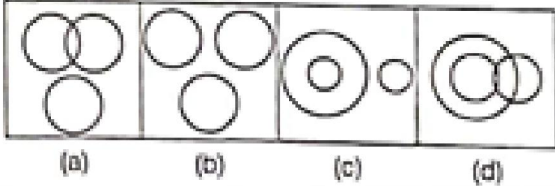
[RRB Group D 2018]



28. Identify the diagram that best represents the relationship among the given classes.

Circle, Square, Triangle

[Delhi Police Constable 2017]



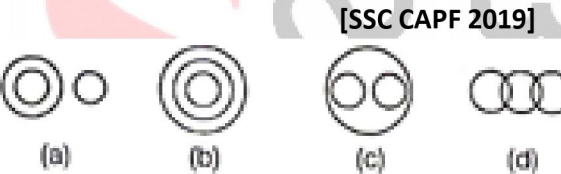
29. Choose the Venn diagram from the given options that best represents the relationship amongst the following classes. [SSC CAPF 2019]

Mothers, Doctors, Homo sapiens



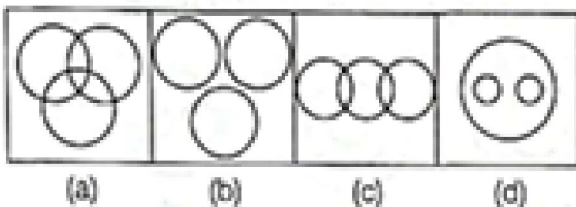
30. Choose the Venn diagram from the given options that best represents the relationship amongst the following classes.

Inert Gases, Chlorine, Helium



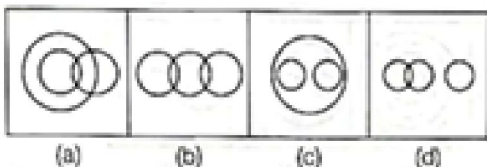
31. Which of the following diagrams represents the relationship among Nucleus, Protons, Neutrons?

[UP Police SI 2018]



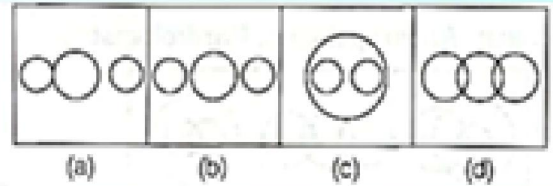
32. Identify the diagram that best represents the relationship among the given classes. [SSC 10+2 2017]

Males, Doctors, Brothers



33. Which figure best represents the relationship among Religion, Mosque, Temple?

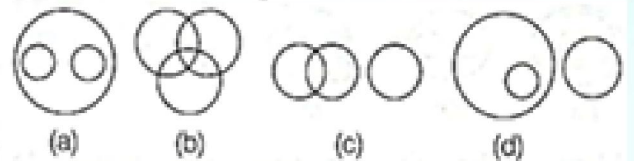
[Delhi Police CAPF 2016]



34. Choose the Venn diagram from the given options which best represents the relationship amongst the following classes:

Fishes, Sharks, Dolphins


[SSC MTS 2019]



35. Choose the Venn diagram from the given options which best represents the relationship amongst the following classes:

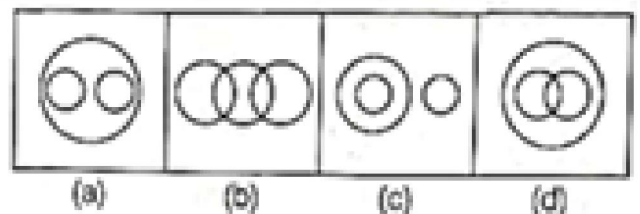
Stars, Sun, Polaris

[SSC CPO 2019]



36. Which of the following diagrams represents the correct relationship among Herbivorous, Tigers and Animals?

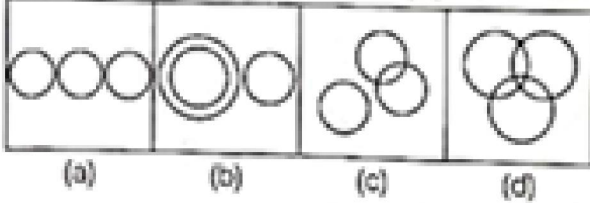
[SSC CGL 2013]



37. Select the Venn diagram that best represents the relationship between the following classes.

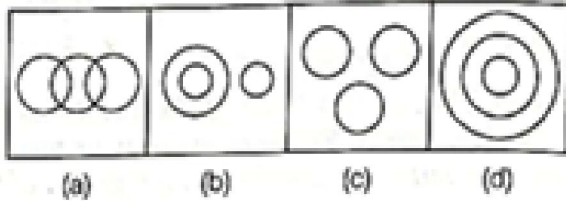
[SSC 10+2 2020]

Reptile, Mammal, Lizard

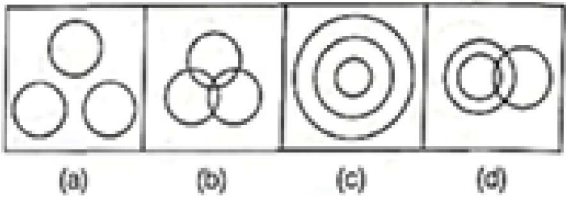


38. Which one of the following diagrams best depicts the relationship among Earth, Sea and Sun?

[SSC CGL 2013]



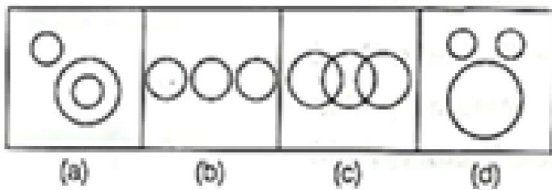
39. Which one of the following diagrams represents the correct relationship among Teachers, Educated, Employed? [SSC Steno 2013]



40. Identify the diagram that best represents the relationship among the classes given below

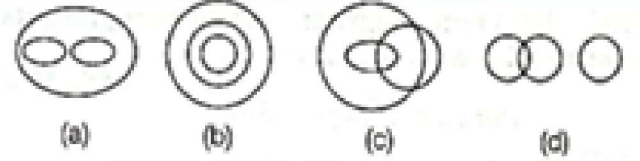
Police, Thief, Criminal

[SSC MTS 2014, SSC Steno 2013]

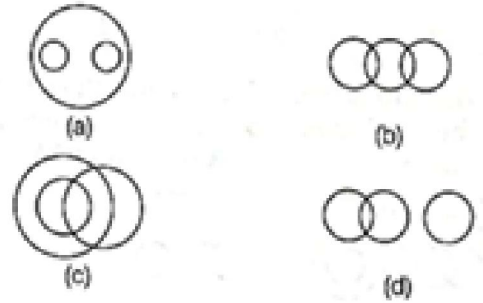


41. Which of the following diagrams correctly represents Brinjal, Food, Vegetable?

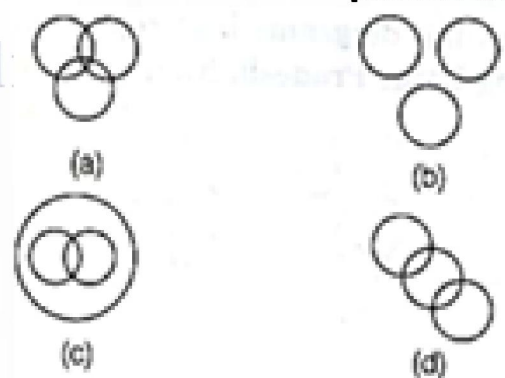
[UPSSSC Junior Assist. Clerk 2019]



42. Which one of the following diagrams best depicts the relationship among Elephants, Wolves and Animals? [SSC Steno 2012]



43. Which diagram correctly represents the relationship among Politicians, Poets and Women? [SSC CGL 2011]





spardhaguru2022



Spardhaguru Current affairs



Spardhaguru1




SpardhaGuru



Spardha.guru



www.spardha.guru



Answers

1) c	2) d	3) b	4) d	5) b
6) b	7) b	8) b	9) c	10) c
11) b	12) a	13) e	14) d	15) a
16) a	17) e	18) e	19) b	20) e
21) a	22) a	23) c	24) c	25) c
26) a	27) a	28) b	29) a	30) a
31) d	32) a	33) c	34) d	35) d
36) a	37) b	38) b	39) d	40) a
41) b	42) a	43) a		

