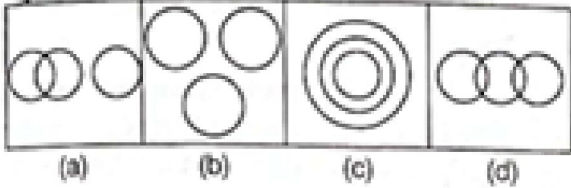
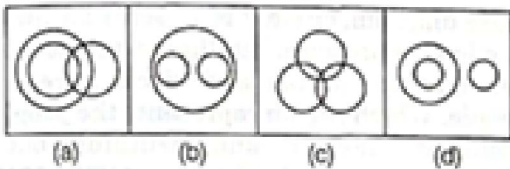


1. Which of the following figures give the proper relation to Fruit, Red and Shirt? [SSC steno 2016]



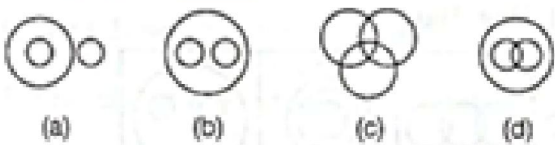
2. Which of the following diagrams represents India, Lucknow, USA? [NIFT UG 2013]



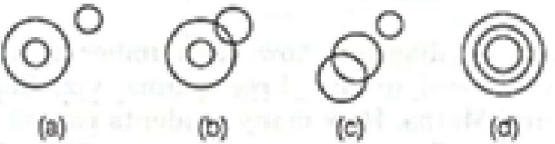
**DIRECTIONS (Q. Nos. 3 - 5)** Choose the Venn diagram that best illustrates the relationship among the three classes given below

[UP Police Constable 2018]

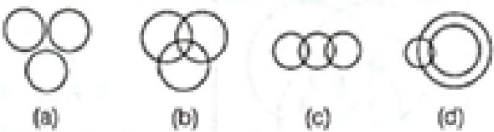
3. Birds, Fish, Chicken.



4. Sports, Football, Lizard.

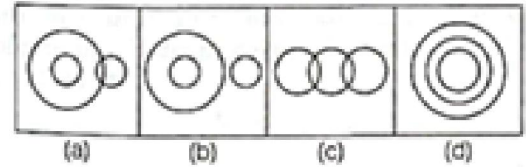


5. Pen, Pencil, Paper.

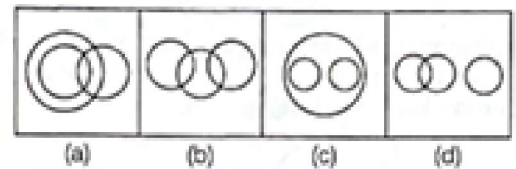


6. Which of the following diagrams represents the relationship among Library, Book, Pages?

[UP Police SI 2018]



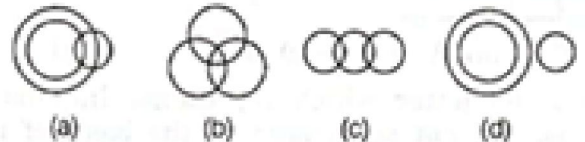
7. Which of the following diagrams correctly represents the relationship between Tiger, Elephant, Animal? [SSC CPO 2013]



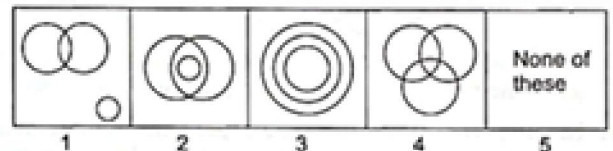
8. Select the Venn diagram that best illustrates the relationship between the following classes.

Parents, Rich people, Farmers

[SSC CGL 2019]



**DIRECTIONS (Q. Nos. 9 - 13)** Each of the questions given below has three items having certain relationship among them. The same relationship is expressed by sets of circles, each circle representing one item irrespective of its size. Match the items with right set of circles.



9. Rivers, Canals, Perennial source of water

- (a) 1 (b) 2  
(c) 3 (d) 5

10. Rings, Ornaments, Diamond rings

- (a) 3 (b) 2

(c) 1 (d) 4

**11. Women, Married persons, Wives who work**

(a) 1 (b) 3  
(c) 4 (d) 2

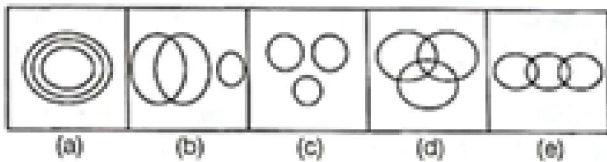
**12. Computer skilled, Graduates, Employed**

(a) 1 (b) 4  
(c) 2 (d) 5

**13. Students, First divisioners, Third divisioners**

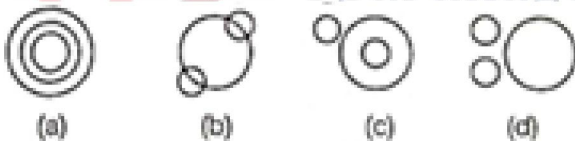
(a) 2 (b) 3  
(c) 4 (d) 5

**14. Which of the following diagrams represents Granite, Tree and Water? [CG PSC 2013]**

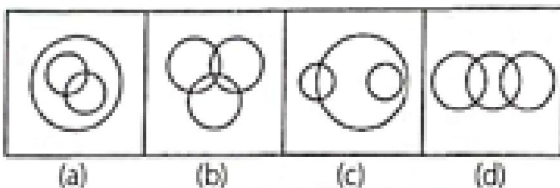


**15. Choose the diagram in which the following groups of elements fit correctly [CG Patwari 2017]**

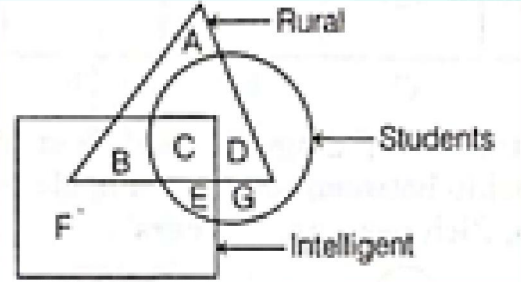
**House, Brick and Bridge**



**16. Which of the following combinations of circles best represents Athletes, Sprinters and Marathon runners? [NIFT (PG) 2013]**

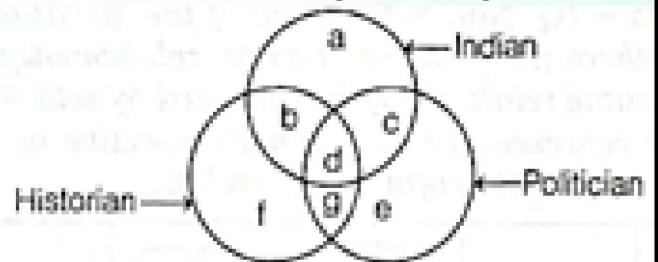


**17. Find the region that represents those rural students who are not intelligent. [UP B.Ed. 2010]**



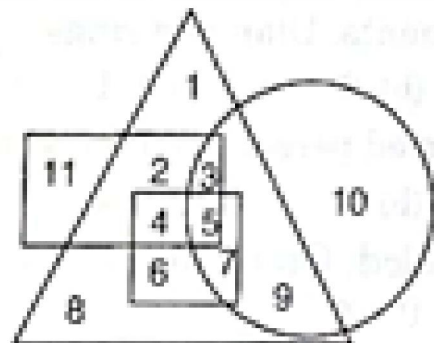
(a) D (b) A  
(c) B (d) G

**18. Point out the letter which represents Indians and Historians, but not politicians on the basis of these three circles? [WBSC 2018]**



(a) b (b) f  
(c) b and f (d) b and g

**19. In the given diagram, circle represents professionals, square represents dancers, triangle represents musicians and rectangle represents Europeans. Different regions in the diagram are numbered 1 to 11.**



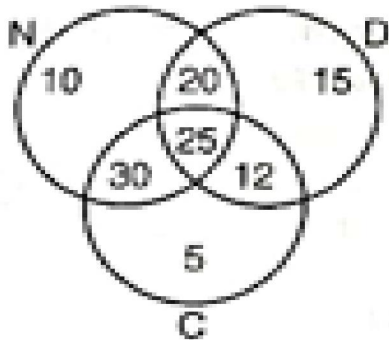
**Who among the following is neither a dancer nor a musician but is professional and not a European? [SSC CGL 2013]**

(a) 8 (b) 11



(c) 1 (d) 10

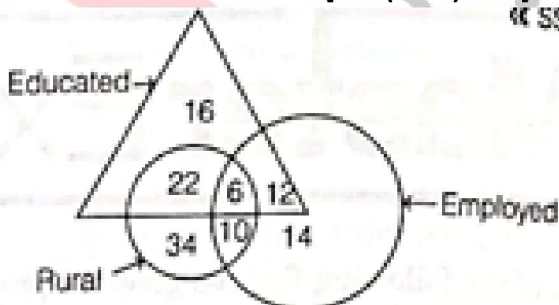
20. In the diagram given below, N represents non-degree holders, D represents degree holders and C represents the computer programmers. Among these, which number indicates the programmers, who are neither degree holders nor non-degree holders?



(a) 30 (b) 5  
(c) 25 (d) 12

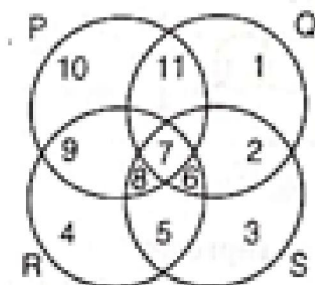
21. How many educated people are employed?

[SSC (10+2)2012]



(a) 18 (b) 26  
(c) 24 (d) 16

22.



In the above diagram, circle P represents hardworking people, circle Q represents intelligent people, circle R represents truthful people and circle S represents honest people. Which region represents the people who are intelligent, honest and truthful but not hardworking?

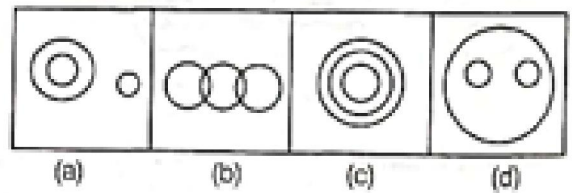
[UPSC CSAT 2012]

(a) 6 (b) 7  
(c) 8 (d) 11

23. Identify the diagram that best represents the relationship among classes given below

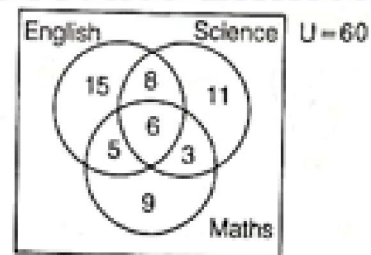
[SSC (10+2) 2013]

Mammal, Dog, Bat



24. The given Venn diagram shows the number of students who have passed in the three exams, viz. English, Science and Maths. How many students passed in all the three exams?

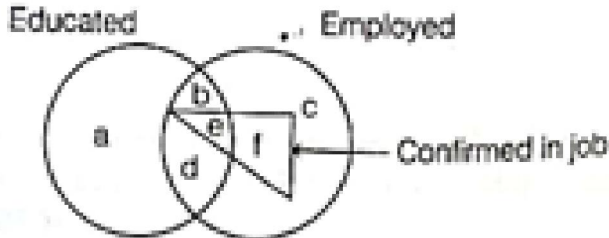
[RRB ALP 2018]



(a) 6 (b) 12  
(c) 9 (d) 3

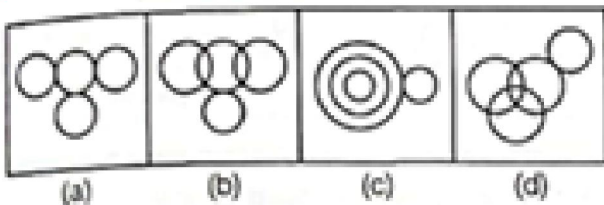
25. Read the following diagram and find the region representing persons who are educated and employed but not confirmed.

[SSC CGL 2013]

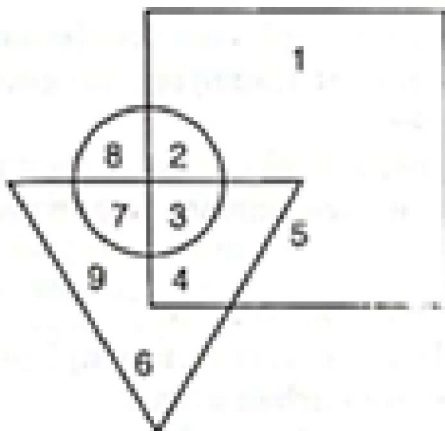


- (a) ac (b) abc  
(c) bd (d) ade

26. In a class of 46 students, 18 played football, 17 played cricket including 6 who played football. 16 students played hockey including 4 who played cricket but not football. Five students played carrom but no out door games. Which of the following diagrams represents these facts?



27. In the following diagram, square represents the area where jackfruit trees are grown, circle represents mango trees and triangle represents coconut trees.

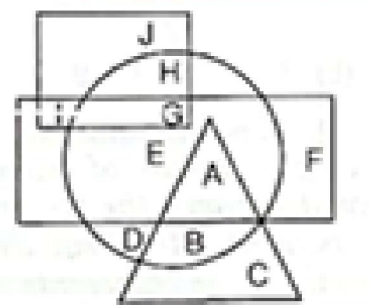


Which numbers represent the area where all types of trees are grown?

[SSC CPO 2012]

- (a) 4 (b) 3  
(c) 5 (d) 8

28. In the following figure, square represents Priests, triangle represents Singers, circle represents Therapists and rectangle represents Indians.

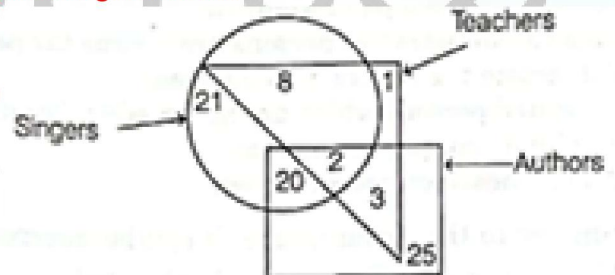


Which set of letters represents who are not priests?

[SSC CGL 2017]

- (a) E, F (b) I, G  
(c) E, A, F (d) G, E, A

29. Study the following diagram and answer the question given below



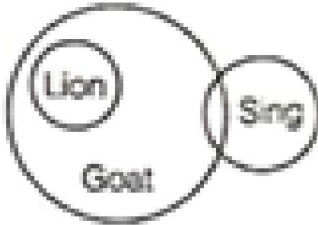
How many teachers are neither authors nor singers?

- (a) 1 (b) 8  
(c) 2 (d) 3

30. Study the below diagram and identify the option that is not correct.

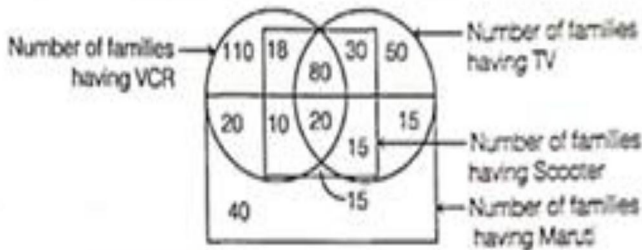
[UPSSSC Combined Lower Subordinate 2019]





- (a) Some lions are not goats.  
(b) Some goats are lions.  
(c) Lions are not singers.  
(d) Some goats can sing.

**DIRECTIONS (Q. Nos. 31 - 35)** Study the diagram given below and answer the questions that follow.



31. Find out the number of families which have all the four things mentioned in the diagram above.

- (a) 40 (b) 30  
(c) 35 (d) 20

32. Find out the number of families which have scooters.

- (a) 145 (b) 100  
(c) 188 (d) 240

33. Find out the number of families which have VCR and TV both.

- (a) 84 (b) 24  
(c) 104 (d) None of these

34. Find out the number of families which have only one thing, i.e., either VCR or TV or scooter or Maruti.

- (a) 160 (b) 184  
(c) 200 (d) 254

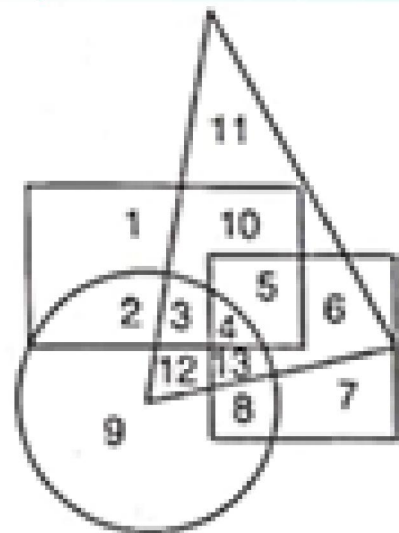
35. Find out the number of families which have TV and scooter both but have neither VCR nor Maruti.

- (a) 15 (b) 30  
(c) 4 (d) 50

36. In the following diagram, Police Officer represents circle, Corrupt represents triangle, Poet represents square and Married represents rectangle.

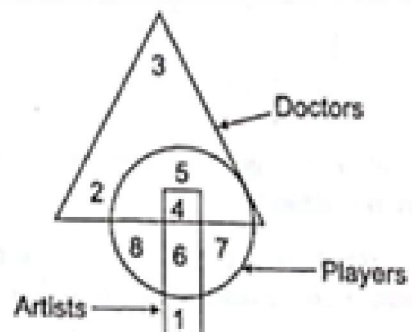
[SSC MTS 2013]

The area representing unmarried Police Officers who are not Corrupt but are Poets is



- (a) 8 (b) 9  
(c) 2 (d) 4

**DIRECTIONS (Q. Nos. 37 - 41)** In the following questions, answers are based on the diagram given below, where the triangle represents doctors, the circle represents players and the rectangle represents the artists.



37. Which numbered space in the diagram represents doctors, who are also players and artists?

- (a) 2 (b) 3  
(c) 4 (d) 5

38. Which numbered space in diagram represents artists, who are players but not doctors?

- (a) 6 (b) 7  
(c) 8 (d) 4

39. Which numbered space in the diagram represents artists, who are neither players nor doctors?

- (a) 1 (b) 2  
(c) 3 (d) 4

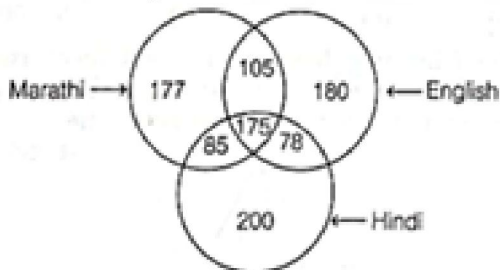
40. Which numbered space in the diagram represents players, who are neither artists nor doctors?

- (a) 1,2 (b) 3,4  
(c) 6,7 (d) 7,8

41. Which numbered space in the diagram represents doctors, who are players but not artists?

- (a) 2 (b) 3  
(c) 4 (d) 5

**DIRECTIONS (Q. Nos. 42 and 43) Study the following diagram carefully and answer the questions based on it. [SSC CGL 2013]**



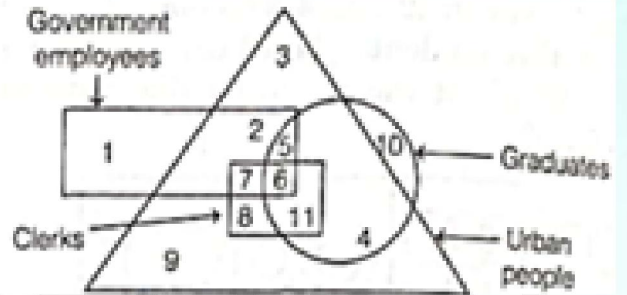
42. The diagram shows the survey on a sample of 1000 persons with reference to their knowledge of English, Hindi and Marathi. How many persons know all the languages?

- (a) 78 (b) 175  
(c) 105 (d) 85

43. The diagram shows the survey on a sample of 1000 persons with reference to their knowledge of English, Hindi and Marathi. 105 people know... languages.

- (a) Marathi, Hindi (b) English, Hindi  
(c) Marathi, English (d) Hindi, Marathi, English

**DIRECTIONS (Q. Nos. 44 - 47) In the following questions, answers are based on the diagram given below**



- I. The rectangle represents government employees.  
II. The triangle represents urban people.  
III. The circle represents graduates.  
IV. The square represents clerks.

44. Which of the following statements is true?

- (a) All government employees are clerks.  
(b) Some government employees are graduates as well as clerks.  
(c) All government employees are graduates.  
(d) All clerks are governments employees but not graduates.

45. Choose the correct statement

- (a) Some clerks are government employees.  
(b) No clerk is from urban areas.  
(c) All graduates are from urban areas.  
(d) All graduates are government employees.

46. Which of the following numbers represents urban government employees, who are graduate but not clerk?

- (a) 9 (b) 4



(c) 10

(d) 5

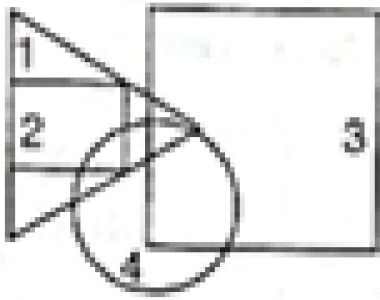
(e) None of the above.

47. Which number represents clerks, who are government employees but are neither graduates nor live in urban areas?

- (a) 4 (b) 2  
(c) 9 (d) None of these

**DIRECTIONS (Q. Nos. 48 and 49)** In the following diagram represents a group of persons. The triangle represents educated persons, the rectangle represents the administrative persons, the square represents the businessman and the circle represents income tax payers.

[CG PSC 2013]



48. From the above figure, it can be concluded that

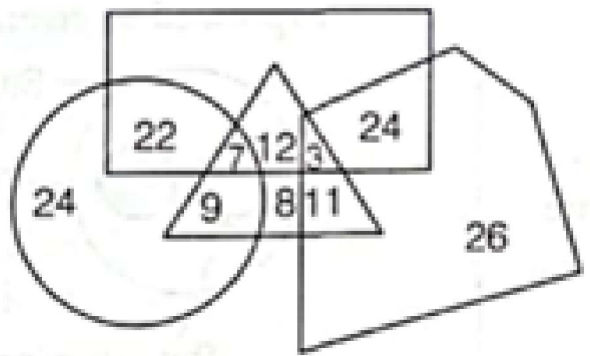
- (a) All businessmen pay income tax.  
(b) Some administrative persons are income tax payers.  
(c) All income tax payers are educated.  
(d) Educated persons which are not in administrative service do not pay income tax.  
(e) All businessmen are educated.

49. According to the given figure, it can be inferred that

- (a) None of the income tax payer is educated.  
(b) All the administrative persons are income tax payers.  
(c) None of the income tax payer payers is administrative person.  
(d) Some of the persons who are neither businessman nor income tax payers are educated persons.

50. In the given Venn diagram, the triangle represents students playing table tennis, the rectangle represents students playing badminton, the circle represents female students and the pentagon represents students playing football. The numbers given in the diagram represent the number of persons in that particular category.

[SSC CGL 2019]

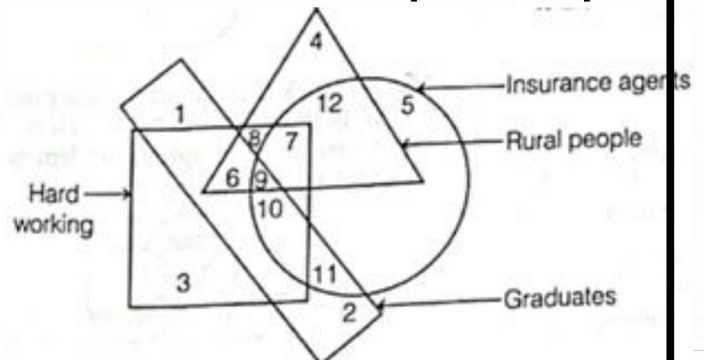


How many female students play both table tennis and badminton?

- (a) 7 (b) 18  
(c) 9 (d) 22

**DIRECTIONS (Q. Nos. 51 - 55)** In the following diagram, the circle stands for insurance agents, the square stands for hard working, the triangle stands for rural people and the rectangle stands for graduates. Study the diagram carefully and answer the questions that follow.

[LIC ADO 2008]



51. Non-rural and hard working insurance agents who are graduates are indicated by the region?

- (a) 5 (b) 7  
(c) 9 (d) 10  
(e) None of these

52. Insurance agents who are neither graduates nor hard working but rural are represented by the region?

- (a) 8 (b) 10  
(c) 11 (d) 12  
(e) None of these

53. Hard working, non-graduates, rural agents are represented by the region?

- (a) 6 (b) 7  
(c) 9 (d) 12  
(e) None of these

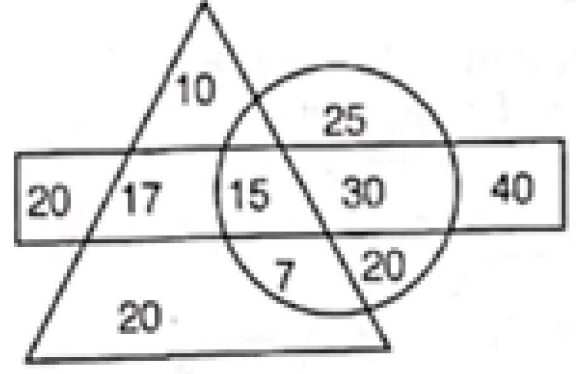
54. Non-graduates insurance agents who are not hard working and who do not belong to rural areas are represented by the region?

- (a) 5 (b) 6  
(c) 8 (d) 11  
(e) None of these

55. Insurance agents who are graduates, hard working and rural are represented by the region?

- (a) 6 (b) 8  
(c) 9 (d) 10  
(e) None of these

**DIRECTIONS (Q. Nos. 56 - 58)** Read the diagram given below. Choose the answer from the given options of the following questions.



$\Delta$  = Number of persons who drink tea  
 $O$  = Number of persons who drink coffee  
 $\text{=}$  = Number of persons who drink wine

56. Number of those persons who drink only coffee?

- (a) 25 (b) 45  
(c) 20 (d) 90

57. Number of those persons who drink tea and coffee both?

- (a) 7 (b) 17  
(c) 20 (d) 25

58. Number of those persons who drink all, tea, coffee and wine?

- (a) 15 (b) 32  
(c) 22 (d) 24

### Answers

1) d	2) d	3) a	4) a	5) a
6) d	7) c	8) b	9) d	10) a
11) d	12) b	13) d	14) c	15) b
16) a	17) a	18) a	19) d	20) b
21) a	22) a	23) a	24) a	25) c
26) b	27) b	28) a	29) a	30) a
31) d	32) c	33) d	34) c	35) b
36) a	37) c	38) a	39) a	40) d





spardhaguru2022



Spardhaguru Current affairs



Spardhaguru1




SpardhaGuru



Spardha.guru



www.spardha.guru



41) d	42) b	43) c	44) b	45) a
46) d	47) d	48) b	49) d	50) a
51) d	52) d	53) b	54) a	55) c
56) b	57) a	58) a		

**ಸ್ಪರ್ಧಾಗುರು**  
Spardhaguru India Private Limited

